

GENERGY

GZE-1210



2014/30/EU (EN55032:2015/A11:2020-EN55035:2017/A11:2020-EN IEC 61000-3-2:2019-EN61000-3-3:2013+A1:2019)
EMC 2014/35/EU (EN62368-1:2014+A11:2017) LVD 2011/65/EU RoHS UN38.3

FICHA TÉCNICA - TECHNICAL DATA SHEET





MODELO		GZE-1210
Capacidad / Capacity		1228Wh
Tipo de batería / Battery Type		LiFePO4
Ciclo de vida de batería / Battery Lifecycle		3500 ciclos > 70% - 2000 ciclos > 80%
SALIDAS/OUTPUT	Salida 230V / 230V output	1000W
	Pico 230V / 230V output	1500W
	Salida energía / Power Output	Pure sine wave
	SCHUKO 230V	4
	USB-C 100W	2
	USB-C 30W	0
	USB-QC 3.0 18W	4
	Puerto coche / Car ports	13.6V/8A
	Salida CC / DC output	2x13.6V/8A (DC5521)
	Puertos totales / Total No Ports	13
ENTRADAS/INPUT	Entrada 230V / 230V Input	1000W
	Tiempo de carga completa / Full charging time	1.5h
	Entrada CC / DC Input	200W (DC5521)
	Entrada panel solar / Input solar panel	XT60-12/30V 10A
	Control panel solar / Panel solar controller	MPPT
	Panel solar compatible / Recommended solar panel	1SET: GZE200W
	Tiempo de carga desde panel / Panel solar charging time	10-15h
	Carga-salida simultánea / Simultaneous Charging-Output	OK
Medidas / Size		350x220x310mm
Peso / Weight		15.8kg
Accesorios / Accessories		Cables carga – Manual / Charging line - Manual
Referencia / Reference		31510

DESTACADO/ HIGHLIGHT

Carga ultrarrápida en 90 minutos.

Batería LifePO4 de última generación: 3500 ciclos > 70% - 2000 ciclos > 80%.

BMS: Sistema inteligente para la gestión de la batería.

MPPT: Seguidor de punto de máxima potencia, mayor rendimiento de carga desde paneles solares.

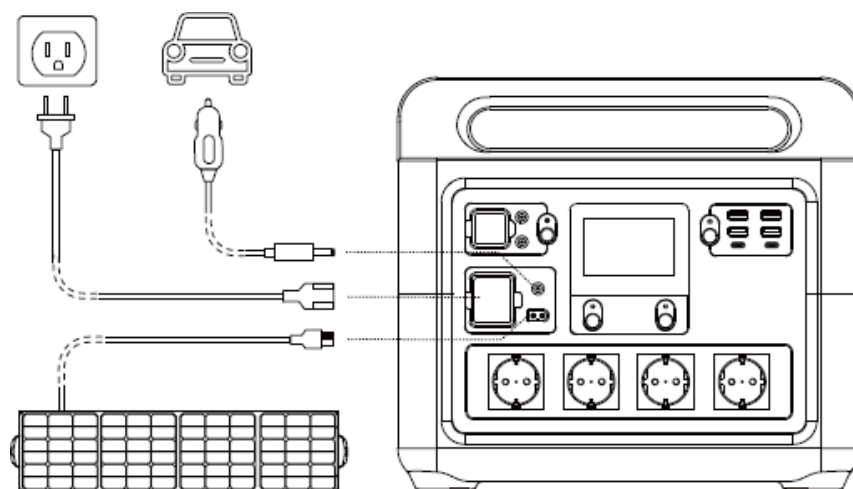
Ultra-fast charging in 90 minutes.

Latest generation LifePO4 battery: 3500 cycles > 70% - 2000 cycles > 80%.

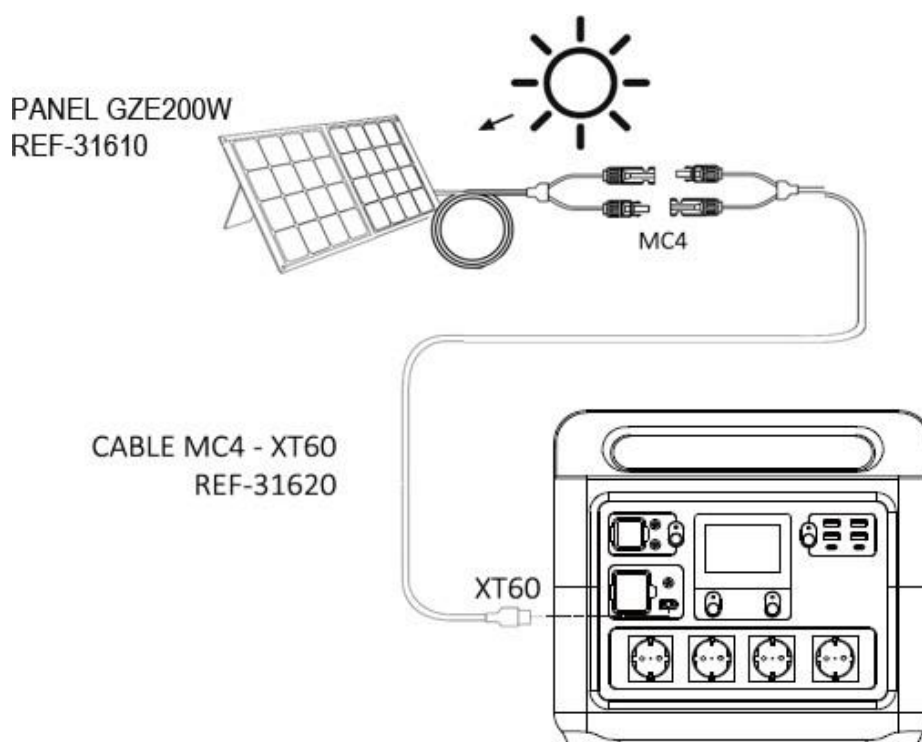
BMS: Intelligent system for battery management.

MPPT: Maximum Power Point Tracker, higher charging performance from solar panels.

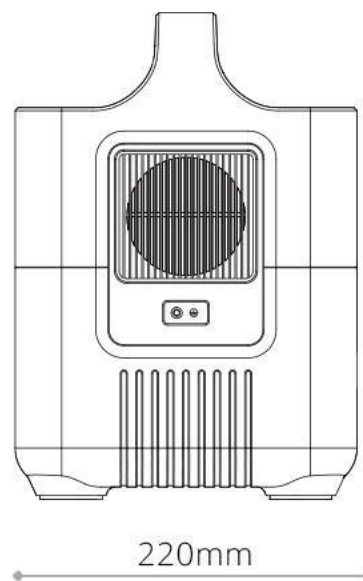
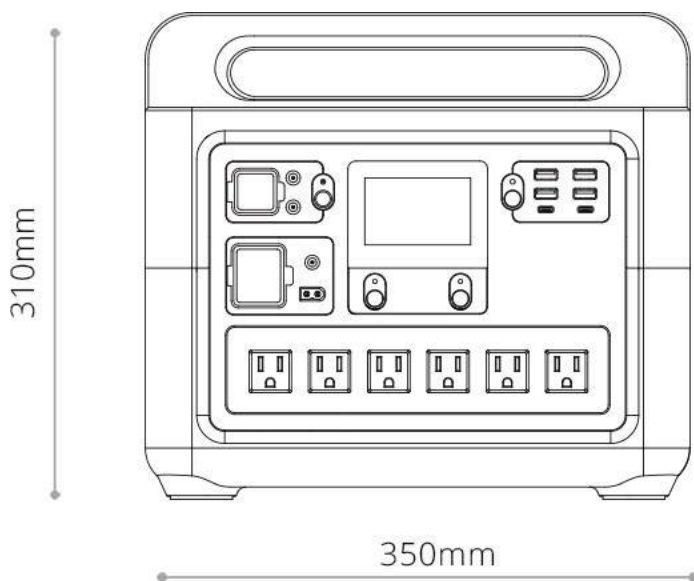
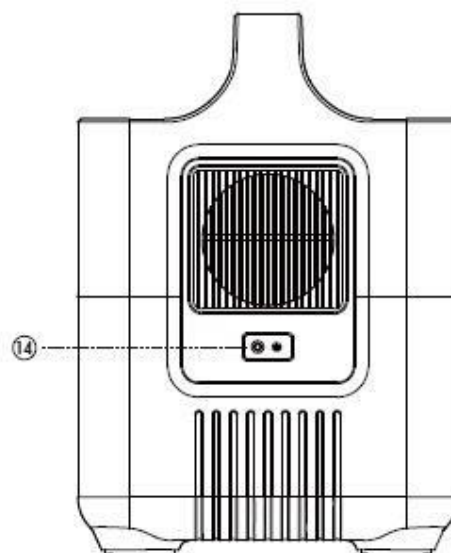
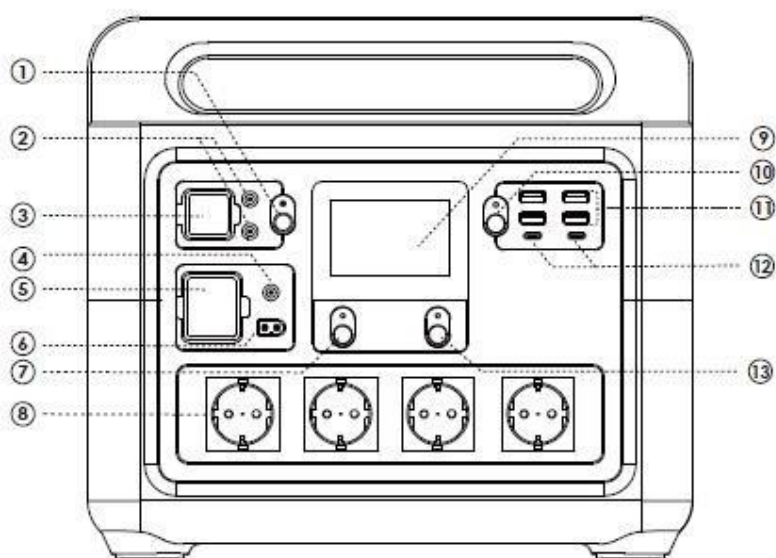
FORMAS DE CARGA/ CHARGING METHODS



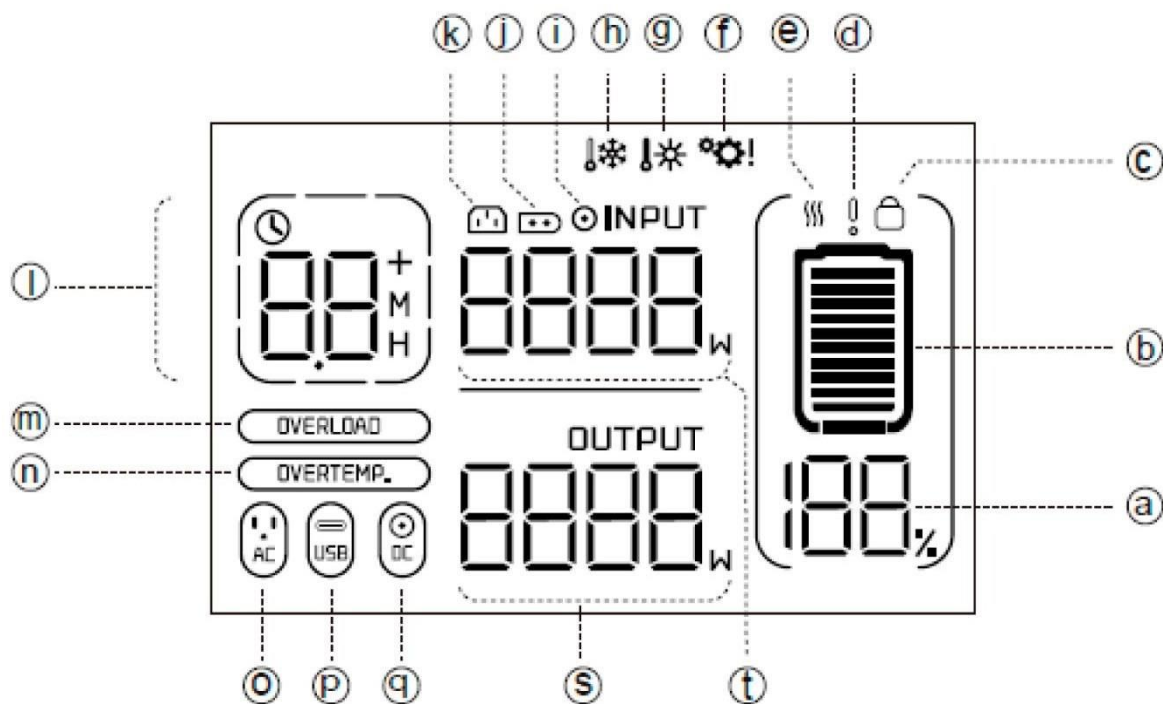
CONEXIÓN PANEL SOLAR / SOLAR PANEL CONNECTION



COMPONENTES / COMPONENTS



PANEL CONTROL / CONTROL PANEL



Battery information indication	a		Battery power level %	d		Battery failure warning
	b		Battery power level	e		Battery high/low temperature indication
	c		Battery protection			
Input indication	k		AC Input	i		DC Input
	j		Solar panel input	t		Input power indication
Output indication	o		AC Output	q		DC Car output
	p		USB-A/USB-C Output	s		Output power indication
Remaining time indication	l		Remaining discharge /full charge time indicator	l	M	Minutes
				l	H	Hours
Protection indication	f		System failure indication	m		Overload protection indication
	g		Over temperature indication	n		Over temperature protection indication
	h		Low temperature indication			